



STADIUM CERTIFICATION REGULATIONS



Table of Contents

Table of Contents	2
Preamble	4
Foreword	5
I) General Provisions	6
Article 1. Definition of terms	6
Article 2. Scope of application	6
Article 3. Connection with competition regulations	6
Article 4. Roles and responsibilities	6
II) Areas Relating to Players and Officials	8
Article 5. Field of play	8
Article 6. Goals and spare goals	9
Article 7. Substitutes' benches	10
Article 8. Flagpoles	10
Article 9. Advertising Boards	11
Article 10. Floodlighting	11
Article 11. Dressing rooms	12
Article 12. General Requirement regarding rooms for players and officials	12
Article 13. Match Commissioner's room	12
Article 14. Emergency medical room for players and officials	13
Article 15. Doping control station	13
Article 16. Parking spaces	14
Article 17. Access to stadium	14
III) Spectator-related Areas	15
Article 18. Spectator capacity and stands	15
Article 19. VIP seats and hospitality area	15
Article 20. Stands and spectator facilities	15
Article 21. Sanitary facilities for spectators	16
Article 22. First-aid facilities for spectators	16
Article 23. Facilities for spectators with disabilities	16
Article 24. Emergency lighting system	16
Article 25. Public address system	17
Article 26. Closed-circuit television system	17
Article 27. Control room	17
IV) Media Areas	18
Article 28. Media working area	18
Article 29. Photographers' working area	18
Article 30. Media seating	19

Article 31. Press conference room	19
Article 32. Mixed zone	19
Article 33. TV commentary positions	20
Article 34. Camera platforms	20
Article 35. TV studios	21
Article 36. TV compound	21
V) Closing Provisions	23
Article 37. Implementation	23
Article 38. Non-compliance	23
Article 39. Adoption, entry into force and abrogation	23
Article 40. Annexes	23

Preamble

The following regulations have been adopted by the RE Board of Directors based on the World Rugby Laws of the Game, Rugby Europe Bylaws, several domestic and international sport infrastructure regulations as well as French and European construction norms for outdoor grass sports ground.



Dear Unions,

For many years, we have played our beloved sport in Venues that have been specifically built for football in most of our European Countries. As Rugby requires slight, but important changes in specifications, I had tasked, for my third mandate, the Rugby Europe Staff to create a set of regulations to help each union manage their relationship with stadium owners, to obtain from the various stakeholders the necessary adaptations for our game.

This first version of the Rugby Europe Stadium infrastructure Regulation is the fruit of this work, based on the best norms and practices of domestic and international Sports.

It provides guidance on the necessary elements required for each stadium, but also a useful categorization that will later apply to our competitions, with stadium categories that will fit each of our level of competition, Conference, Trophy and Championship.

With this new tool at hand, we sincerely hope that it will accelerate the growth and quality of the game in Europe, by increasing step by step the quality of the infrastructures used for playing rugby, hence the safety of the players and the spectacle and atmosphere offered to the numerous fans throughout Europe.

Yours faithfully,

A handwritten signature in blue ink, consisting of several fluid, overlapping strokes.

Octavian Morariu
RUGBY EUROPE President
IOC Member

I) General Provisions

Article 1. Definition of terms

- 1.1. For the purposes of these regulations, the following definitions and abbreviations apply:
- WR: Word Rugby;
 - RE: Rugby Europe;
 - Control room: room reserved for staff and officials with overall responsibility for all match-related safety and security matters, namely the chief police officer, the stadium security officer, their staff.
 - Match Commissioner: the person in charge of the conduct of the Match and the representative of RE at each Venue. Participating Team Delegations are under its control from their arrival to their departure from the competition sites (Hotel, Match Venue, Training Venue).
- 1.2. In these regulations, the use of the masculine form refers equally to the feminine.

Article 2. Scope of application

- 2.1. These regulations apply whenever expressly referred to by specific regulations governing a RE competition.
- 2.2. They govern the minimum structural criteria to be fulfilled by a stadium in order for it to be classified (in ascending rank order) as RE “stars” categorization 1, 2, 3, 4 and 5. The higher the category is, the stricter and more numerous the criteria (Articles 5-38). The structural criteria applicable to specific categories are presented in the form of tables showing the criteria gradation between the different categories. Structural criteria that are not presented in the form of tables apply to all categories.
- 2.3. These regulations further set out the responsibilities for monitoring compliance with the structural criteria for the required stadium category and specify the conditions under which the RE administration may grant an exception to a specific structural criterion (Article 3).
- 2.4. These regulations do not affect the legal obligations arising from national law applicable to stadium facilities.

Article 3. Connection with competition regulations

- 3.1. The relevant RE competition regulations:
- a. specify the minimum category of stadium required for matches in the competition concerned.
 - b. may define further and/or stricter structural criteria for the required category than those set out in these regulations.
 - c. As an indication, Rugby Europe intends to connect the Stadium categories with the following level of competition, with for now only an indicative value:
 - a. Stadium Categories 1 and 2: Conference level
 - b. Stadium Category 3: Trophy level
 - c. Stadium Categories 4 and 5: Championship level and Rugby Europe Super Cup

Article 4. Roles and responsibilities

- 4.1. Each member Union on whose territory matches in a RE competition are played is responsible for:
- a. inspecting every stadium concerned and completing the corresponding online form

- confirming to the RE administration that each stadium meets the structural criteria of the required stadium category.
- b. confirming to the RE administration that the stadiums, including their stands and facilities (emergency lighting system, first aid facilities, protection against intrusion by spectators into the playing area, etc.), have been thoroughly inspected by the competent public authorities and that the latter have confirmed in writing that the stadiums meet all the safety requirements laid down by the applicable national law.
- 4.2. The RE administration makes decisions on stadiums to be used based on the above form, and any other information gathered by RE. Such decisions are final.
 - 4.3. The RE administration may inspect stadiums at any time before and during the RE competition in which they are used, to check whether the required structural criteria are met and confirm the categorization of the stadium done online.
 - 4.4. The RE administration may grant an exception to a specific structural criterion in cases of particular hardship and upon reasoned request, for instance owing to the current national legislation or if the fulfilment of all the required criteria would force an Union, Federation or Club to play its home matches on the territory of another Union, Federation or Club. Exceptions are always granted for a limited period of time. Such decisions are final.

II) Areas Relating to Players and Officials

A. PLAYING ENCLOSURE

Article 5. Field of play

- 5.01. The field of play must be smooth, levelled, and comply with the WR Law of the Game. Its surface must be green and the line markings white. These lines should be 10 to 12 centimetres wide.
- 5.02. No lines other than rugby ones, as defined in the WR Laws of the Game Rule 1 “The Ground”, may be visible on the Playing area. This includes the drawing of the Technical Zones as well, located outside of this playing area.
- 5.03. The field of play must be entirely covered with either a natural playing surface (100% natural grass), reinforced natural grass (hybrid) or artificial rugby turf (100% artificial fibres) fully compliant with WR Regulation 22 on artificial Pitches.
- 5.04. Artificial rugby turf must:
- have been granted the required WR certification, which can only be delivered after the turf in question has been tested by a World Rugby-accredited laboratory and confirmed as meeting the latest WR standards according to the WR Regulation 22.
 - meet all the requirements of the national legislation in force (if any).
- 5.05. Natural Grass or hybrid pitches must:
- Follow the French Norm AFNOR NF P90-113 “Sports grounds — Natural turf sport areas — Specifications for construction” (itself based on several European norms) or its national equivalent. In the absence of construction norms in the country of the Union, the French norm shall be used. This document is available upon request to Rugby Europe.
 - Have the following grass/ field specifications:

Category	Grass Height	Flatness
1 and 2	25 mm to 40 mm	Inferior to 20 mm below the 3 meters ruler
3	25 mm to 35 mm	Inferior to 15 mm below the 3 meters ruler
4 and 5	25 mm to 35 mm	Inferior to 10 mm below the 3 meters ruler

- have lines drawn with water-based paint or by any other means that will not interfere with the proper development of the plant cover or alter the surface quality of the substrate. In any event, the paints used must comply with current regulations, particularly regarding the health of those involved in the game. To protect the natural grass playing area, total weedkillers used for tracing or before tracing are prohibited.
- 5.06. Stadiums must be constructed and equipped in such a way that the field of play is playable on all matchdays in the RE competition season.
- 5.07. No object may be located less than 21m above the playing area (spider camera excepted).
- 5.08. The perimeter area immediately adjacent to the Playing area must be safe for players and referees. All pitch-side equipment and associated structural elements must be positioned so that they pose no danger to the players, coaches, or match officials (as mentioned in 5.09 below).
- 5.09. In addition, the Playing enclosure must meet the following requirements:

Category	Field of Play Length (Goal post to Goal post)	In Goal length	Width	Perimeter Area	Additional requirement
1 and 2	94 to 100 meters or no less than 90 meters with WR Dispensation	6 to 22 meters or no less than 5 meters with WR Dispensation	68 to 70 or no less than 64 meters with WR Dispensation	No less than 5 meters or 3,5 meters with WR Dispensation	N/a
3	94 to 100 meters or no less than 92 meters with WR Dispensation	6 to 22 meters	68 to 70 or no less than 66 meters with WR Dispensation	No less than 5 meters or 3,5 meters with WR Dispensation	
4 and 5	94 to 100 meters	6 to 22 meters	68 to 70 meters	No less than 5 meters or 3,5 meters (with WR dispensation if necessary)	Pitch heating and/or pitch cover (depending on the location and climatic conditions).

5.010. For Stadium requiring a WR Dispensation, this request must be made no less than 3 months in advance, through the attached official form in Annex C

5.011. Playing Enclosure protection and safety. The Playing enclosure must be protected in its entirety, apart from the access to the changing rooms and the emergency ambulance access, by a handrail of at least one meter high, fixed to the ground and fenced if possible. In all circumstances, the public must stand or seat behind this handrail. Any infringement will be considered as a pitch invasion and sanctionable. If such invasion happens, this is the responsibility of the Host of the Match to ensure the safety of Match Officials, players, technical equipment and ensure the smooth evacuation of the public.

Category	Playing enclosure Protection
1	N/A
2	Handrail
3	Handrail with lower part fenced or tribune and/or stadium secured areas around playing enclosure
4 and 5	Tribune and/or stadium secured areas around playing enclosure

Article 6. Goals posts and spare goals posts

6.01. Goals must be made from aluminium or steel, be round and not pose any danger to players.

Moreover, they must comply with the WR *Laws of the Game*, which means, in particular, that:

- the distance between the inside of the posts must be 5.6m.
- the distance from the higher edge of the crossbar to the ground must be 3m.
- the goal posts and the crossbar must be white and have the same width and depth, with a recommendation of 10 cm.
- the goal posts must be firmly secured to the ground.
- the height of the pole's padding must be 2 meters minimum, and the width of the padding must not exceed 0,3 meters.

6.02. A spare goal post which can be easily installed if the circumstances so require must be available within the stadium.

6.03. In addition, all goals (including spare goals) must meet the following height requirements:

Category	Height
1 and 2	3,4 meters minimum as per WR Laws of the Game
3	6 meters minimum
4 and 5	10 meters minimum

Article 7. Substitutes’ benches

7.01. Stadiums must be equipped with two covered benches at pitch level or below, each with seating for at least 14 people and positioned at least 3.5m from the touchline, always outside of the playing enclosure. Benches must be identical, not be higher than 2,20 meters and do not have any sharp edges to avoid any injury. They must be firmly fixed to the ground or, if on wheels, the fixing must be adapted to the number of persons they can hold. Only the Match Management and players may access these benches. Ideally, the handrail separating the benches from the general public must be placed at least 1 meter away.

7.02. If a specific area is used rather than benches, then this area must be adjacent to the playing enclosure, sheltered from bad weather, secured, and clearly delimited from any other area.

7.03. A position with seats and a desk must be provided for the Match Commissioner, ideally covered and with electricity plug between the substitutes' benches.

Article 8. Flagpoles

8.01. Stadiums must be equipped with 14 Flag posts with flags, each with a minimum height of 1,2 meters. One flag post is positioned at each intersection of the touch-in-goal lines and the goal lines and one at each intersection of the touch-in-goal lines and the dead-ball lines (eight flag posts in total). One flag post is positioned in line with the 22-meter line and the half-way line on each side of the pitch, two meters outside the touchlines and within the playing enclosure (six flag posts in total).

8.02. Flags post must be flexible so that they can bent without breaking when a player hit them, and they must not be fixed to the ground for the same reason.

Article 9. Advertising Boards

9.01. Advertising boards can be installed outside the playing enclosure. They must not have sharp edges, and their conception and material in general must be made so that they do not present any danger for the players or the public. A uniform board system for solid boards is required according to the stadium category. See below.

Category	Minimum installations	Dimensions
1 and 2	None, only the mandatory banners according to REIC manual must be displayed	/
3	At least on the side in front of the TV cameras	According to pitch dimensions
4 and 5	On the three sides visible on TV, either static board or LED boards	According to pitch dimensions

Article 10. Floodlighting

10.01. For matches that are being played under floodlights, stadiums must be equipped with a floodlighting system that can maintain an average horizontal illuminance, measured according to Annex A, of at least 300 Eh(lux).

10.02. For matches that are being broadcast, stadiums must be equipped with a floodlighting system that can maintain at least the following average illuminance, measured according to Annex A.

Category	Horizontal illuminance	Vertical illuminance
1	N/A	
2	300 Eh(lux) with uniformity ratios of U1h >0.4 and U2h >0.5	<i>Ev(lux) must be comprised between $0,5 \leq E_{Hmoy} / E_{Vmoy} \leq 2$.</i>
3	600 Eh(lux) with uniformity ratios of U1h >0.4 and U2h >0.6	350 Ev(lux) on each reference plane with uniformity ratios of U1 >0.35 and U2 >0.45
4	1200 Eh(lux) recommended but no less than 800 Eh(lux)	700 Ev(lux) recommended but no less than 500 Ev(lux) on each reference plane with uniformity ratios of U1 >0.35 and U2 >0.45
5	1,400 Eh(lux) with uniformity ratios of U1h >0.5 and U2h >0.7	1,000 Ev(lux) on each reference plane with uniformity ratios of U1 >0.4 and U2 >0.5

10.03. In addition, to ensure that matches can proceed in the event of a power failure, an independent backup power supply must be available and able to provide at least the following average horizontal illuminance:

Category	For matches played under floodlights	For broadcast matches
1, 2 and 3	N/A	N/A
4 and 5	300 Eh(lux)	600 Eh(lux) no more than 15 minutes after the power failure.

B. ROOMS ORGANIZATION

Article 11. Dressing rooms

11.01. Stadiums must be equipped with at least one dressing room for each team with a minimum of ten showers, two separate seated toilets, seating for at least 30 people, one massage table, one tactical board and clothes-hanging facilities or lockers.

Category	Number of Dressing rooms	Dimensions
1 and 2	2	At least 20m ²
3	2	40m ²
4	2 + 1 additional for volunteers	Between 40 and 60m ²
5	2 with a stadium clock inside + 2 ancillary changing rooms.	Minimum 60m ²

11.02. Stadiums must be equipped with one or several referees' dressing room which meets the following requirements:

Category	Minimum installations	Dimensions
1, 2 and 3	One shower, one individual seated toilet, five seats, a desk and clothes-hanging facilities or lockers.	10m ² recommended
4 and 5	Two showers, one individual seated toilet, six seats, a desk and clothes-hanging facilities or lockers. A cool down area with comfortable armchair or sofa is recommended. An additional dressing room must be available for Referees 4 and 5 and /or to accommodate dual gender Refereeing team.	At least 20m ² per Dressing room

11.03. Stadiums must guarantee direct, private, and secure access for both teams and the referees from their dressing rooms to the playing area.

Article 12. General Requirement regarding rooms for players and officials

12.01. Unless otherwise specified, all rooms in the following articles located in areas relating to players and officials must be well lit, ventilated and/or heated, clearly signposted and equipped with functioning power plugs and Wi-Fi. They must be only accessible by players and officials. They can be locked during the match to protect the players' belongings. No member of the general public should have access to these rooms.

Article 13. Match Commissioner's room

13.01. Stadiums must be equipped with a room that is exclusively reserved for the RE Match commissioner, with an easy access to the teams' and referees' dressing rooms. This room is ideally located next to the tunnel.

Category	Minimum installations	Dimensions
1, 2	If the room above described is not available, a quiet working space dedicated to the Match Commissioner can be tolerated. At least 1 table, two chairs and one printer.	10m ² recommended
3, 4 and 5	A room with 1 table, two chairs, one printer, next to the tunnel.	10m ²

C. Medical and anti-doping areas

Article 14. Emergency medical room for players and officials

14.01. Stadiums must be equipped with an emergency medical room as set out in the REIC Manual. This room is ideally located in the tunnel. If the room is not well furnished or well maintained, then the ambulance can be used as Medical room, fully equipped with the official list of equipment as mentioned in the REIC Manual. An additional room, with a table and 3 chairs, is necessary for competitions with HIA protocol.

Category	Minimum installations	Dimensions
1 and 2	Medical room or Ambulance	15m ² recommended
3	Medical room and Ambulance	15m ²
4 and 5	Medical room, Ambulance and HIA room	20m ² for the Medical Room, 10m ² for HIA room.

Article 15. Doping control station

15.01. Some stadiums must be equipped with a dedicated doping control station as set out below.

Category	Minimum installations	Dimensions
1 and 2	Not mandatory	/
3, 4 and 5	Table, chairs, waiting room, independent toilets with mirrors, fridge. For more details, please consult WR guidelines and/or your National anti-doping agency.	

D. Parking and access to stadium

Article 16. Parking spaces

16.01. Parking space for a minimum of two buses and ten cars must be available for the teams and officials in a safe and secure area in the immediate vicinity of the players' and officials' entrance. If such parking is not located in the immediate vicinity of players' and officials' entrance, a safe and secure drop-off area must be organized.

16.02. Stadiums must have the following minimum number of parking spaces available in a safe and secure area for VIPs, other guests, and staff:

Category	
1 and 2	20
3	20 to 50
4 and 5	More than 50

16.03. For the General Public, it is recommended that parking spaces are available according to the stadium capacity and the public transportation routes serving the stadium.

Article 17. Access to stadium

17.01. Approach routes to the stadium, entrances, exits and all public areas inside the stadium must be clearly indicated and adequately signposted (for example by means of letters and numbers) to guide spectators to and from their seats.

17.02. Entry gates and/or turnstiles must be designed in such a way as to avoid congestion and ensure the smooth flow of spectators.

17.03. Ground rules indicating prohibited items, ideally in the form of internationally recognized pictograms, must be available at every entrance.

17.04. All public access, exit and circulation routes must be clearly distinguished from the seating areas. Entry gates, exit gates and doors must be operational and indicated by signs which are universally understood.

17.05. All doors and gates that form part of exit or evacuation routes, and all gates leading from the public areas to the field of play (if applicable), must:

- a. be operational and designed so that they can remain unlocked (but manned) while spectators are in the stadium.
- b. open outwards in the direction of the egress and evacuation routes.

17.06. In addition, stadiums must meet the following requirements in terms of access controls:

Category	
1, 2 and 3	N/A
4 (recommended) and 5 (mandatory)	All public entrances must be equipped with turnstiles and/or an electronic ticket control system designed to prevent the use of counterfeit tickets and deliver real-time flow rates and entrance numbers to a central point with a view to preventing overcrowding in the stadium as a whole or in individual sectors.

III) Spectator-related Areas

A. Spectator areas

Article 18. Spectator capacity and stands

18.01. Stadiums must have the following minimum capacity (including all standard and VIP seating):

Category	Minimum Capacity	Number of Stands
1	<500 spectators	Not mandatory, but the venue must be allowed to receive public
2	Minimum 500 seats	1
3	Minimum 1,000 seats	2 placed on the two lengths of the pitch
4	Minimum 3,000 seats	Minimum 2 placed on the two lengths of the pitch, one of them with a roof, stands must be divided in different sectors to ensure spectators security and safety
5	8,000 seats	4, one of each side, and minimum one with a roof, stands must be divided in different sectors to ensure spectators security and safety

Article 19. VIP seats and hospitality area

19.01. Stadiums must have a minimum number of VIP seats and VIP boxes.

19.02. VIP seats must be covered and located, in the main stand between the two 22m lines, as close to the halfway line as possible.

19.03. Stadiums must be equipped with a dedicated hospitality area for VIP guests, which is easy to access from the VIP seats.

19.04. Please see the table below that summarizes the requirements per category.

Category	Minimum number of VIP Seats	VIP boxes	VIP hospitality area
1 and 2	No minimum, but can be installed if required	/	/ Possibility to set up a temporary tent
3	50	1 recommended	Possibility to create an indoor VIP area
4 and 5	100	Yes, at least 3	At least 1 permanent area with a bar and catering services

Article 20. Stands and spectator facilities

20.01. Seats for spectators must be individual, numbered, firmly fixed in place, robust, made of a shatterproof, non-flammable material, and if possible, have a backrest of a minimum height of 30cm when measured from the surface of the seat.

20.02. Stands must be fixed to a load-bearing foundation and may not be based on or contain any tubular/scaffolding structures. The material, design and construction of the stands must be clearly intended for permanent use.

20.03. Standing accommodation, terraces, platforms, benches are permitted/prohibited as follows:

Category	
1, 2 and 3	Permitted if benches and/or other seating system are firmly fixed in place.
4 and 5	Prohibited

20.04. Stadiums must be equipped with catering facilities for all spectators in every sector.

20.05. Stadiums must be in good condition and all public areas must be well lit. There must be no loose material (e.g. stones, concrete) which may be hazardous, thrown or otherwise misused.

Article 21. Sanitary facilities for spectators

21.01. A sufficient number of clean and hygienic sanitary facilities must be distributed evenly throughout all sectors based on an 80:20 ratio of men to women. Seated toilets and urinals must be equipped with flushes. Sinks, toilet paper and soap dispensers must be provided and firmly fixed in place.

21.02. The minimum requirements for sanitary facilities are as follows:

- a. 1 seated toilet per 250 men
- b. 1 urinal per 125 men
- c. 1 seated toilet per 125 women.

Article 22. First-aid facilities for spectators

22.01. Fully equipped first-aid facilities that have been approved by the competent local authorities must be available for spectators in each sector.

22.02. All first-aid facilities must be clearly indicated and adequately signposted.

Article 23. Facilities for spectators with disabilities

23.01. Stadiums must have dedicated access, exit routes and seats for spectators with disabilities and their helpers. All such seats must provide an unobstructed view of the field of play.

23.02. Stadiums must have accessible catering and dedicated sanitary facilities in sectors containing seats for spectators with disabilities.

23.03. One disabled toilet must be available for every 15 disabled spectators.

B. Communication, Emergency and Security systems

Article 24. Emergency lighting system

24.01. For the purpose of ensuring safety and guiding spectators and staff in the event of a general lighting failure, stadiums must be equipped with an emergency lighting system that has been approved by the competent local authorities and covers all areas of the stadium, including all

ingress and evacuation routes.

Article 25. Public address system

25.01 Stadiums must be equipped with an electronic public address system of loudspeakers capable of conveying spoken messages to all areas of the stadium instantaneously.

25.02 The public address system must cover both the inside and outside of the stadium and be connected to an independent power supply.

Article 26. Closed-circuit television system

26.01 Stadiums must meet the following requirements in terms of closed-circuit television:

Category	
1, 2 and 3	N/A
4 and 5	Closed-circuit television system that uses colour surveillance cameras with pan, tilt and zoom functions and covers all stadium approaches and entrances, and all public areas within the stadium. Areas of the stadium interior not capable of being directly viewed from the control room must be covered by the closed-circuit television system. The cameras must be capable of recording moving images as well as still photographs.

Article 27. Control room

27.01 Stadiums must meet the following requirements in terms of control room facilities:

Category	Basic facilities	Additional requirements
1, 2 and 3	N/A	N/A
4 and 5	A control room providing an overall view of the stadium interior and equipped with radio communications enabling communication between staff and officials responsible for safety and security at the stadium.	The control room must be equipped with colour- monitors that are connected to the closed-circuit television system and additional monitors that display the live data from the electronic ticket control system.

IV) Media Areas

A. Media and photographer areas

Article 28. Media working area

28.01 Stadiums must have at least one room equipped with desks, a power supply and internet connections for use as a working area for media representatives.

28.02 The media working area must provide the following minimum of working positions for media representatives:

Category	
1, 2 and 3	/
4	Minimum recommended 5
5	20

Article 29. Photographers' working area

29.01 A working area for photographers must be able to accommodate the following minimum number of working positions and meet the following additional requirements:

Category	Minimum number of working positions	Additional requirements
1, 2 and 3	N/A	N/A
4	Recommended	The photographers' working area must contain tables, chairs, power sockets and internet connections and have easy access to the pitch. It may be a dedicated section of the media working area (with the overall space increased accordingly) but should preferably be a separate room.
5	Minimum 10	The photographers' working area must contain tables, chairs, power sockets and internet connections and have easy access to the pitch. It may be a dedicated section of the media working area (with the overall space increased accordingly) but should preferably be a separate room.

Article 30. Media seating

30.01 Stadiums must have media seating that is reserved for the written press and radio commentators. It must be covered and centrally located in the main stand, with an unobstructed view of the entire field of play and its immediate vicinity and easy access to the other media areas.

30.02 In addition, stadiums must meet the following requirements in terms of covered media seating:

Category	Minimum number of seats	Minimum number of seats equipped with desks
1	/	/
2	5	/
3	10	10
4 and 5	25	20

30.03 Each desk must be big enough to accommodate a laptop computer and equipped with a power supply and internet connection.

Article 31. Press conference room

31.01 Stadiums must meet the following requirements in terms of press conference rooms:

Category	Location and facilities	Minimum number of seats	Dimensions
1 and 2	/	N/A	
3 and 4	A press conference room must be available within the stadium. It may be part of the media working area and must be equipped with a top table and podium, a camera platform, a sound system (microphones, speakers) and adequate lighting for broadcasting.	20	
5	A press conference room must be available within the stadium. It must be equipped with a top table and podium, a camera platform large enough to accommodate a minimum of 3 cameras, a sound system (microphones, speakers and) and adequate lighting for broadcasting.	40	

Article 32. Mixed zone

32.01 Stadiums must have an area between the dressing rooms and the area reserved for the team buses that can be converted into a mixed zone where accredited media representatives can interview players after the match.

Category	
1, 2 and 3	Optional
4 and 5	Mandatory

B. TV Areas

Article 33. TV commentary positions

33.01 Stadiums must have the following minimum number of TV commentary positions:

Category	
1	/
2	/
3	2
4	6
5	10

33.02 TV commentary positions must be covered and centrally located between the two 22m lines, on the same side as the main camera platform. They must have an unobstructed view of the entire field of play and its immediate vicinity, allow easy access to the other media areas and be secure and accessible only to authorized persons. There must be sufficient space behind the seats for other commentators to move into their positions.

33.03 Each commentary position must be equipped with a desk with a minimum width of 180cm, at least three seats, two monitors, one with the live feed and one with the broadcast feed, a power supply, lighting, and an internet connection.

Article 34. Camera platforms

34.01 One main camera platform must be installed in the main or opposite stand.

34.02 The main camera platform must be covered, positioned exactly in line with the halfway line and at a height above the pitch which guarantees an optimum and unobstructed view on the entire field of play and its immediate vicinity. The base of the platform must be levelled, solid and non-vibrating. Camera must have access to a dedicated power source (electricity) and possibly internet network (via ethernet or dedicated system (4G, 5G, WIFI)).

34.03 In addition, the main camera platform must meet the following requirements:

Category	
1	At least 2m wide x 2m deep, to accommodate one camera (only for matches that are being broadcast)
2 and 3	At least 4m wide x 2m deep, to accommodate two cameras.
4 and 5	At least 6m wide x 2m deep, to accommodate two cameras, located in the stand facing away from the sun + electricity and internet connectivity + Commentary position easy to connect.

34.04 Additional camera platforms are required as follows:

Category	Minimum number of rooms	Additional requirements
1 and 2	N/A	N/A
3	Two camera platforms, each at least 2m wide x 2m deep, to accommodate one camera in each in-goal.	N/A
4 and 5		One reverse angle-camera platform centrally located in the opposite stand, to accommodate at least one camera, and one other camera platform of at least 2m wide x 2m deep in the stands behind each goal, to accommodate one camera on each, at a height permitting an unobstructed view of the penalty spot from above the crossbar.

Article 35. TV studios

35.01 Stadiums must be equipped with rooms which fulfil the following requirements and can be used as TV studios, if required:

Category	Minimum number of rooms	Minimum size	Additional requirements
1 and 2	N/A		N/A
3	1 room (recommended)	5m long x 5m wide x 2.5m high	N/A
4 and 5	2 rooms		For Category 5 only: At least one of the two TV studios must be a pitch-view studio with an unobstructed view of the entire field of play.

Article 36. TV compound

36.01 Stadiums must have a secure area that can be used as a TV compound for parking TV companies outside broadcast vans. The area must be at least the following size:

Category	
1	not requested
2	not requested
3	300m ²
4	300m ²
5	600m ²

36.02 The TV compound must:

- a. be located adjacent to the stadium, ideally on the same side as the main camera platform, and with a power supply available.
- b. provide a clear, solid and flat parking area for large and heavy vehicles (i.e. 43 tons trucks).
- c. have sufficient drainage such that no cables, equipment, or vehicles are in danger of being in contact with standing water.
- d. be free of any obstructions, such as trees, buildings, and curbs, and offer unimpeded access to emergency vehicles.
- e. either provide a clear, unobstructed view of the southwestern to the southeastern horizon, or be within 50m of a separate satellite uplink area (measured from the edge of the TV compound).

V) Closing Provisions

Article 37. Implementation

37.01 The RE administration is entitled to adopt any guidelines, directives, manuals, guides or any other tools to assist with the implementation of these regulations.

37.02 The RE member Unions and clubs shall be regularly informed of the existence and issuance of such informative tools by means of a circular letter.

Article 38. Non-compliance

38.01 Any breach of these regulations may be penalized by RE in accordance with the REIC Manual and the RE Disciplinary Regulations.

Article 39. Adoption, entry into force and abrogation

39.01 These regulations were adopted by the RE Board of Directors at its meeting on 7th of November 2024.

39.02 They come into force on the 7th of November 2024. However, their application will only be effective when the tournament manual will mention the stadium categorization corresponding at each level of play. This will be decided in due time by the RE Board of Directors.

Article 40. Annexes

40.01 All annexes in the following pages form an integral part of these regulations.

Annex A – Calculation of the floodlighting average illuminance (see Articles 10.01 and 10.02)

A.1 Definition of terms

Horizontal illuminance

Illuminance falling on a horizontal plane 1m above and parallel to the playing surface.

Vertical illuminance

Illuminance falling on a vertical plane 1m above and perpendicular to the playing surface.

Uniformity

The uniformity of illuminance in terms of how evenly light is distributed over a given reference plane. The uniformity of illuminance is expressed using two illuminance ratios: U1 and U2.

U1

The total illuminance range, from minimum to maximum, that a person or camera will be exposed to. The U1 value contributes to visual performance.

U2

The difference between a person's normal adapted exposure and the lowest illuminance level on the given plane. The U2 value contributes to visual comfort.

Lux

The unit of illuminance incident on a pitch surface ($1\text{lx} = 1\text{lm}/\text{m}^2$).

E

The quantity of light falling on a surface at a given point, measured in lux.

A.2 Technical requirements

The average floodlighting levels and the technical requirements required for each level are a minimum. For all levels, it is advisable to provide the necessary technical structure (masts, cabling, etc.) in order to be able to move towards a higher-level classification.

It is up to the project owner, prior to any project, to define the level of classification of the lighting installation that he wishes to obtain in view of the sporting objectives that he wishes to achieve and, possibly, to integrate the possibility of a future evolution of this installation adapted to the higher level of competition envisaged.

Furthermore, as a supplement and for information purposes, these regulations recommend a certain number of points relating to good visibility for spectators.

These take into account objective data such as the speed of the game, the distance and the size of the stands in relation to the playing area.

In addition, it is recalled that the classification of a lighting installation by a sports federation does not replace the legal and regulatory provisions applicable in each country in terms of town planning, construction, safety, accessibility, health and hygiene.

These rules do not impose in any case the choice of a specific equipment or material. No manufacturer or supplier, no brand or construction process is approved or certified by Rugby Europe.

a. Measurement of horizontal Illuminance levels

In all cases, the ratio between the average lighting when commissioned and the minimum average lighting to be maintained will be approximately 1.25.

Lighting of the playing area

The average horizontal reference lighting (Eh) to consider is the arithmetic mean of the values measured at ground level at each of the 25 points on the standard plan of the pitch in these regulations (appendix-lighting A).

For classification levels 4 and 5, the average horizontal reference lighting (Eh) to be taken into consideration is the arithmetic mean of the values measured at ground level at each of the 25 points on the standard plan of the pitch in these regulations (See A.3).

Lighting of the surroundings

For all levels, no shadow may be cast on the entire pitch or outside it within 1.50 metres of the touchlines and goal lines.

In order to allow players and referees to use the entire playing area, the level of horizontal illumination 1.50 metres from the touch and goal lines and 1.50 metres behind the goal area must not be less than 90% of the level of horizontal illumination measured on these lines. The control points are shown on lighting Map by the points "bis".

b. Uniformity Factor and Eh min / Eh max ratio

In order to avoid any shadow area, likely to create an error of judgment on the part of the actors during the course of the game, for all lighting installations, the Uniformity Factor of horizontal illumination, defined by the ratio between the illumination of the weakest lit point and the average horizontal illumination over all 25 points (or 36 points for classification levels 4 and 5), cannot be less than 0.70 for all classification levels.

c. Lighting colour rendering- glare limitation

Colour rendering

The colour rendering index, designated by Ra, will be greater than or equal to 65 (significant scale from 50 to 100).

In order to optimize the quality of colour rendering and to obtain a marked distinction between the latter (in particular to avoid confusion of jerseys) essential for the running of competitions at any level, the colour temperature designated by Tc, must be greater than 4000 kelvins (K) and come as close as possible to the colour temperature of daylight, the average value of which is around 6500 K.

Limitation of glare

In order to limit glare, the GR (Glare Rating) factor will be less than or equal to the value 50 (increasing glare scale from 0 to 100).

The calculation of the GR factor is carried out on reference points specified on the plan of lighting below.

The GR comes from a formulation for assessing acceptable glare on sports fields which was the subject of CIE publication No. 112-1994.

d. Optical axis of the floodlights

In order to limit possible light pollution outside the stadium but also direct glare of the players, for all levels, the inclination of the maximum intensity of the floodlights (optical axis) in relation to the vertical will be less than or equal to 70°.

e. Location and number of masts

Lighting devices may not under any circumstances be suspended above the pitch

Location of devices and fixing heights:

- The masts must be arranged on a line at least 10 m from the touchlines and outside the handrail enclosing the pitch.
- The lamps must never be arranged less than 20 m high.

Various arrangements can be considered:

- Continuous line of lights on the roof of the stands.
- Several pylons per side.
- Minimum 2 pylons per side, recommended locations in the hatched areas.

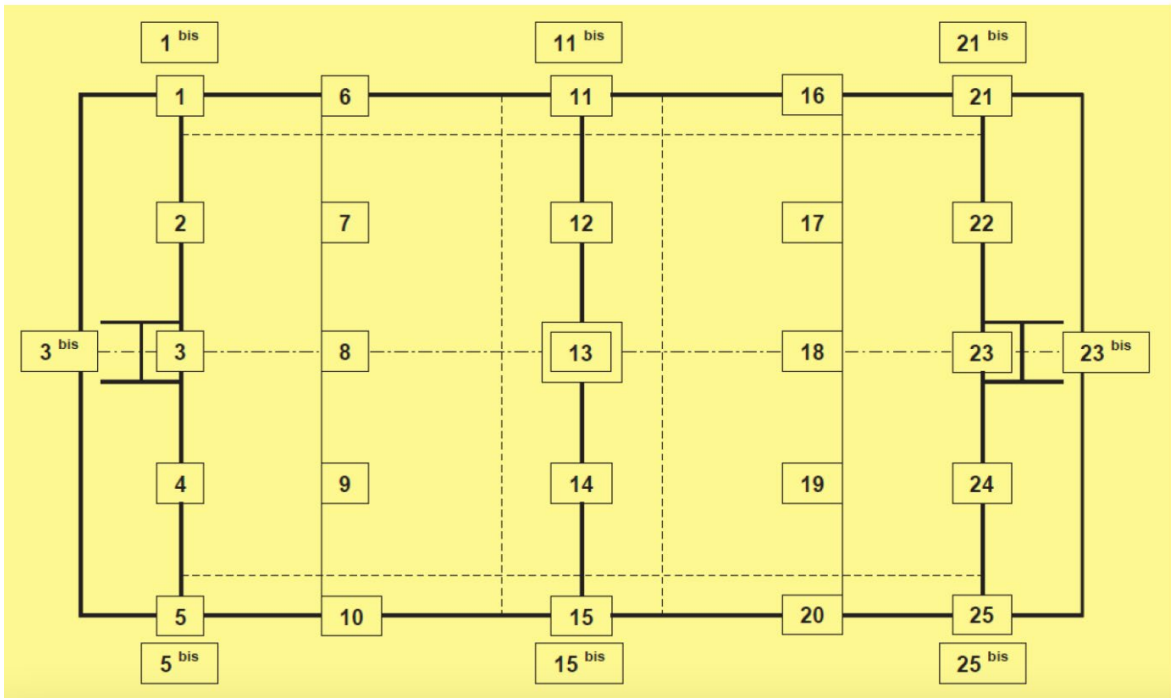
The lighting masts must be installed in a sector set back at least 15° from the goal lines (starting from the center of the goal lines).

Requirement for a protection index for floodlights: IP 65.

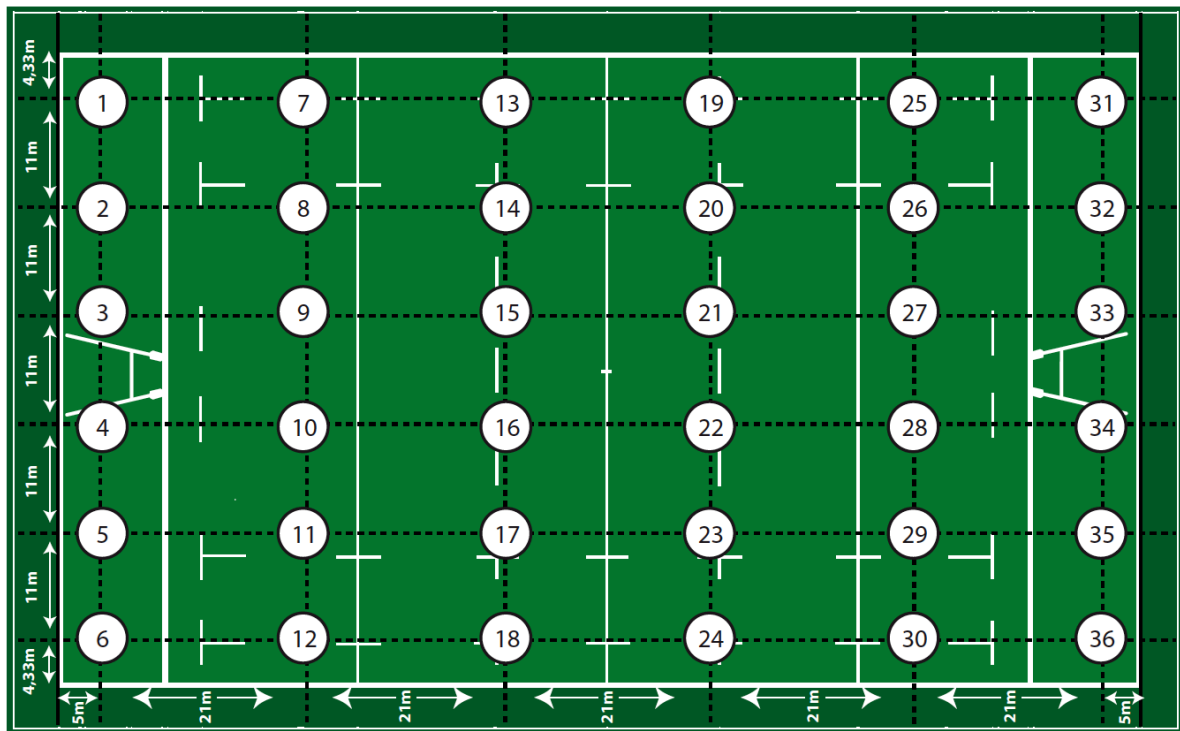
A.3 Testing

A.3.1 Testing equipment: The illuminance meter used for the illuminance test must be suitable for a floodlit environment, with a wide angle receptive light sensor. The meter must be recalibrated annually.

A.3.2 Test procedure: The field of play is divided up into a grid containing 36 points. At each point, an illuminance test is carried out to measure both the horizontal illuminance (at one angle) and the vertical illuminance (at four different angles). Thus, the test procedure requires 180 illuminance tests in total. The illuminance meter must always be positioned at the correct angle for the intended measurement. Personnel carrying out the test must not create any shadows that could influence the readings. The meter must be 1m above the playing surface. The illuminance reading for each grid point must be recorded on the relevant illuminance grid plan.



GLARE RATING (GR) CALCULATION GRID



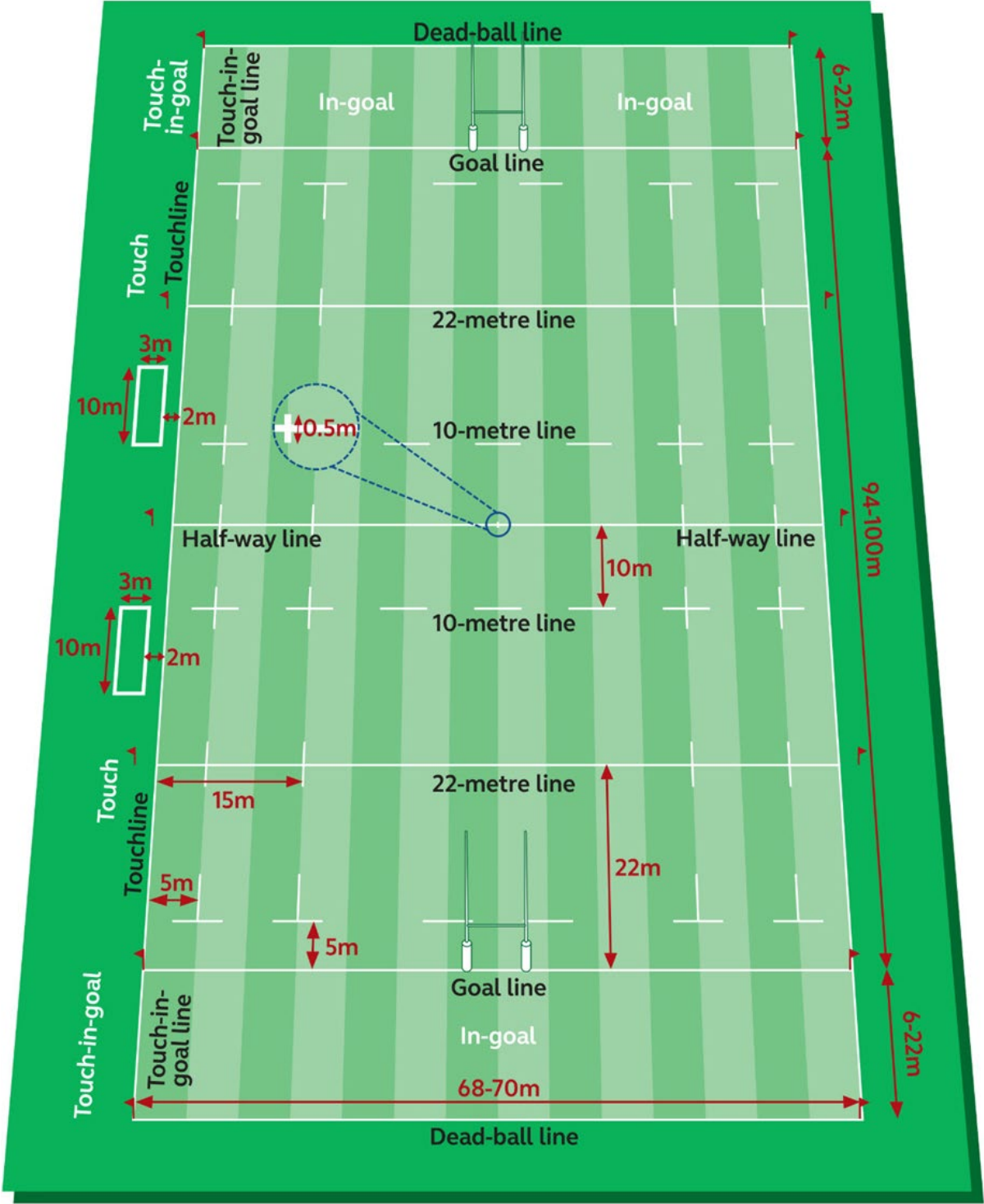
A.2.3 Horizontal test: The meter is positioned facing upwards, 1m above the playing surface, and parallel to the pitch, at every grid point.

A.2.4 Vertical test: The meter is positioned perpendicular to the pitch, 1m above the playing surface, at every grid point. The meter must then be adjusted for each of the four test positions. The test positions are indicated on the vertical illuminance grid plan and are at 0°, 90°, 180° and 270°. This procedure must be repeated at all 36 grid points.

A.2.5 Uniformity ratios are calculated as follows:

- a) U1: E min/E max & b) U2: E min/E med

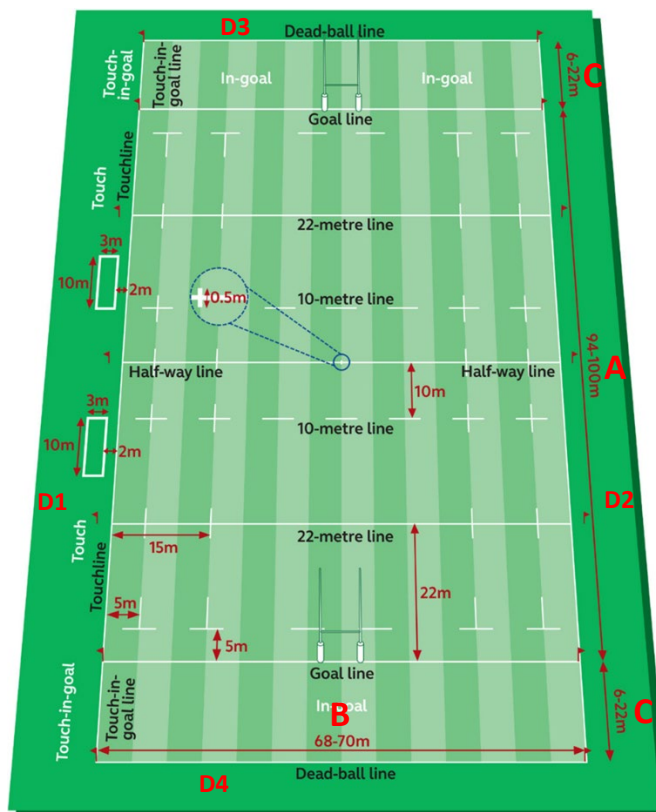
Annex B – Pitch Organization (see Article 1 – The ground)



Annex C – Pitch Dispensation Request Form

Please report your dimensions here:


STADIUM NAME			
CITY			
COUNTRY			
PITCH DIMENSIONS	Current dimensions	Changes proposed	RE/WR confirmed changes
Goal line to Goal line ('A' on diagram)			
Width ('B' on diagram)			
In-Goal length ('C' on diagram)			
Run-off on Technical zone side ('D1' on diagram)			
Run-off on the side opposed to Technical Zone ('D2' on diagram)			
Run-off on the upper dead ball line ('D3' on diagram)			
Run-off on the lower dead ball line ('D4' on diagram)			
RE/WR Approval			



RUGBY EUROPE CHAMPIONSHIP FINALS 20



STADIUM CERTIFICATION REGULATIONS



*RUGBY EUROPE
18 RUE DE LA PÉPINIÈRE 75008 PARIS*